

## Φ8mm 515nm Laser Module

### Features

APC (auto power control) IC inside  
Low current consumption of the APC circuit  
Surge current protection  
High quality glass lens for output beam

### Absolute maximum ratings

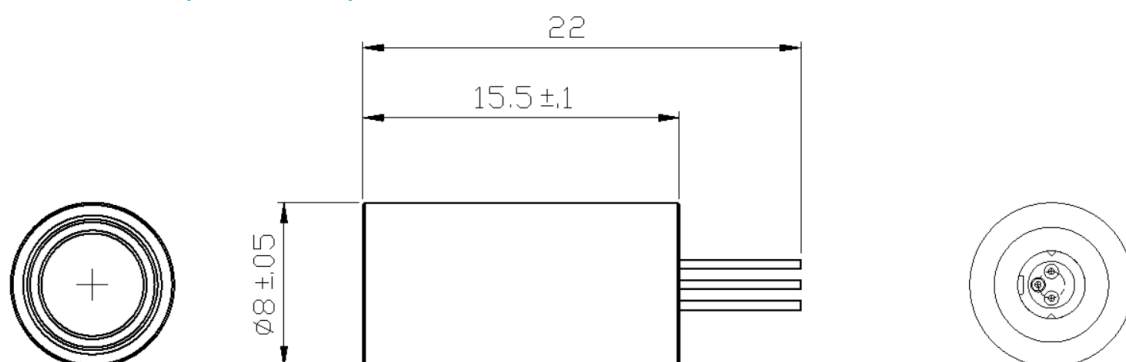
Parameter	Symbol	Rating	Unit
Power supply voltage	Vcc	7	V
Laser Module optical output power	Po	<5	mW
Operation case temperature	Topr	0~60	°C
Storage temperature	Tstg	0~85	°C

### Electrical and optical characteristics (T<sub>c</sub>=25 °C)

Parameter	Symbol	Min.	Typ.	Max.	Unit	Conditions
Wavelength	λ	510	520	530	nm	Po= 5mW ; Vcc=6V
Operation current	Iop	-	50	80	mA	Po= 5mW ; Vcc=6V
Optical output power	Pout	2		4	mW	
Operation voltage	Vop	-	6	6.5	Volt	
PWM Control mode	PWM	100		2000	KHz	Add 10uf capacitance , Duty cycle=50%
Laser Beam spot size at 10m		<13mm				
Divergence angle		<1.3 mrad(Max)				

\* Sufficient heat dissipation is required for CW operation.

### Outline dimensions (Units: mm)



Aperture: 5mm

ARIMA LASERS CORP.

PHONE: 886-3-4699800 | FAX: 886-3-4699600

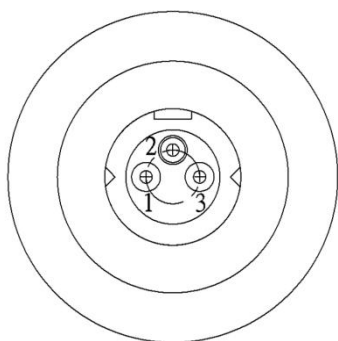
E-MAIL: Ldsales@arimalasers.com | www.arimalasers.com

For reference only. Contents above are subject to change without notice.

**Arima**  
LASERS

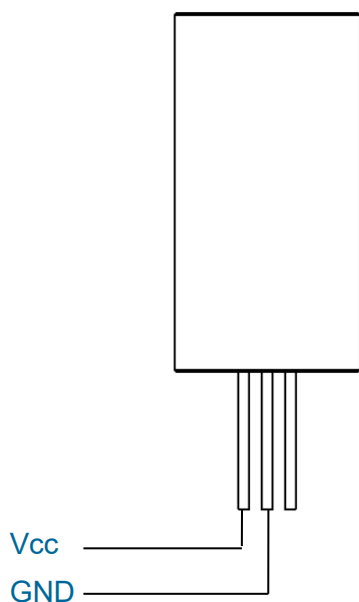
### Φ8mm 515nm Laser Module

#### PIN Assignment:

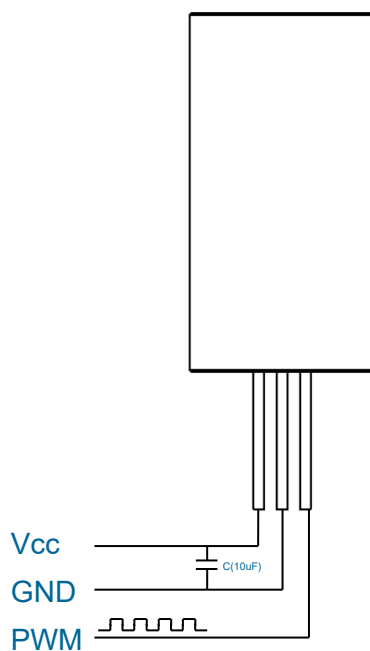


Pin 1 : Vcc  
Pin 2 : GND  
Pin 3 : PWM

CW mode



PWM mode



#### ● Precautions

- \* Do not operate the device above maximum ratings. Doing so may cause unexpected and permanent damage to the device.
- \* Take precautions to avoid electrostatic discharge and/or momentary power spikes. A change in the characteristics of the laser or premature failure may result.
- \* Proper heat sinking of the device assures stability and lifetime. Always ensure that maximum operating temperatures are not exceeded.
- \* Observing visible or invisible laser beams with the human eye directly, or indirectly, can cause permanent damage. Use a camera to observe the laser.
- \* No laser device should be used in any application or situation where life or property is at risk in event of device failure.
- \* Specifications are subject to change without notice. Ensure that you have the latest specification by contacting us prior to purchase or use of the product.

#### ARIMA LASERS CORP.

PHONE: 886-3-4699800 | FAX: 886-3-4699600

E-MAIL: [Ldsales@arimalasers.com](mailto:Ldsales@arimalasers.com) | [www.arimalasers.com](http://www.arimalasers.com)

*For reference only. Contents above are subject to change without notice.*