

Mid Infrared Detector 2 – 5 μm

(Lead Selenide, TEC Cooler, Build-in Chopper)



DATASHEET

BUY NOW



Features

- 2 - 5 μm
- Low Noise
- Long Life
- Hermetic Sealed Detector
- MEMS Chopper Integration

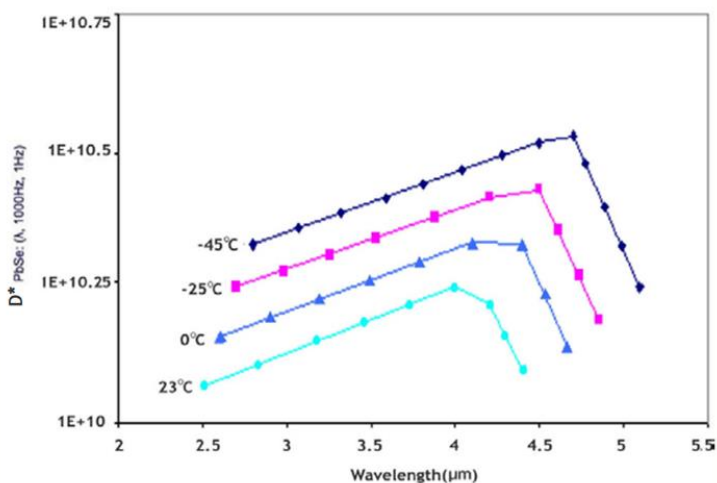
Applications

- OEM
- Lab user
- Instruments
- Fire Detections

The CPOD serials lead selenide detectors (PbSs) provide enhanced sensitivity for detecting mid-infrared light in the 2-5 μm range. These detectors are hermetically sealed to ensure low leakage. Within the detector package, a thermoelectric cooler and a MEMS chopper are integrated, significantly reducing background noise while maintaining a compact format. Additionally, a driving PCB with an amplifier is available for convenient use.

All stock detectors undergo a minimum four-week aging period. Experience with detectors manufactured through our proprietary process, which includes the aforementioned aging period, has shown the electrical characteristics to remain stable to within 10% for over a year. The typical response for PbSe detectors operates in the 0.5 to 3 micron spectral region with time constants below 400 μsec . TE-cooled packages are also available with a response in the 2 to 5 micron region, featuring increased D^* .

A typical spectral response of a standard PbSe detector is depicted below.



Specifications

Parameter	Min	Typical	Max	Unit
Resistance	0.5		2.0	MΩ
Time Constant	200		400	μsec
D^* (λ , 200, 1) $\times 10^{11}$	0.5		0.6	$\text{cm} \cdot \text{Hz}^{1/2} \cdot \text{W}^{-1}$
Cooling	-40		-5	$^{\circ}\text{C}$

Legal notices: All product information is believed to be accurate and is subject to change without notice. Information contained herein shall legally bind Agiltron only if it is specifically incorporated into the terms and conditions of a sales agreement. Some specific combinations of options may not be available. The user assumes all risks and liability whatsoever in connection with the use of a product or its application. Agiltron, The Power to Transform and Agiltron logo are trademarks of Photonwares Corporation. © 2009, 2012 IPG Photonics Corporation. All rights reserved.

Rev 03/05/25

© Photonwares Corporation

P +1 781-935-1200

E sales@photonwares.com

W www.agiltron.com

Information contained herein is deemed to be reliable and accurate as of the issue date. Photonwares reserves the right to change the design or specifications at any time without notice. Agiltron is a registered trademark of Photonwares Corporation in the U.S. and other countries.

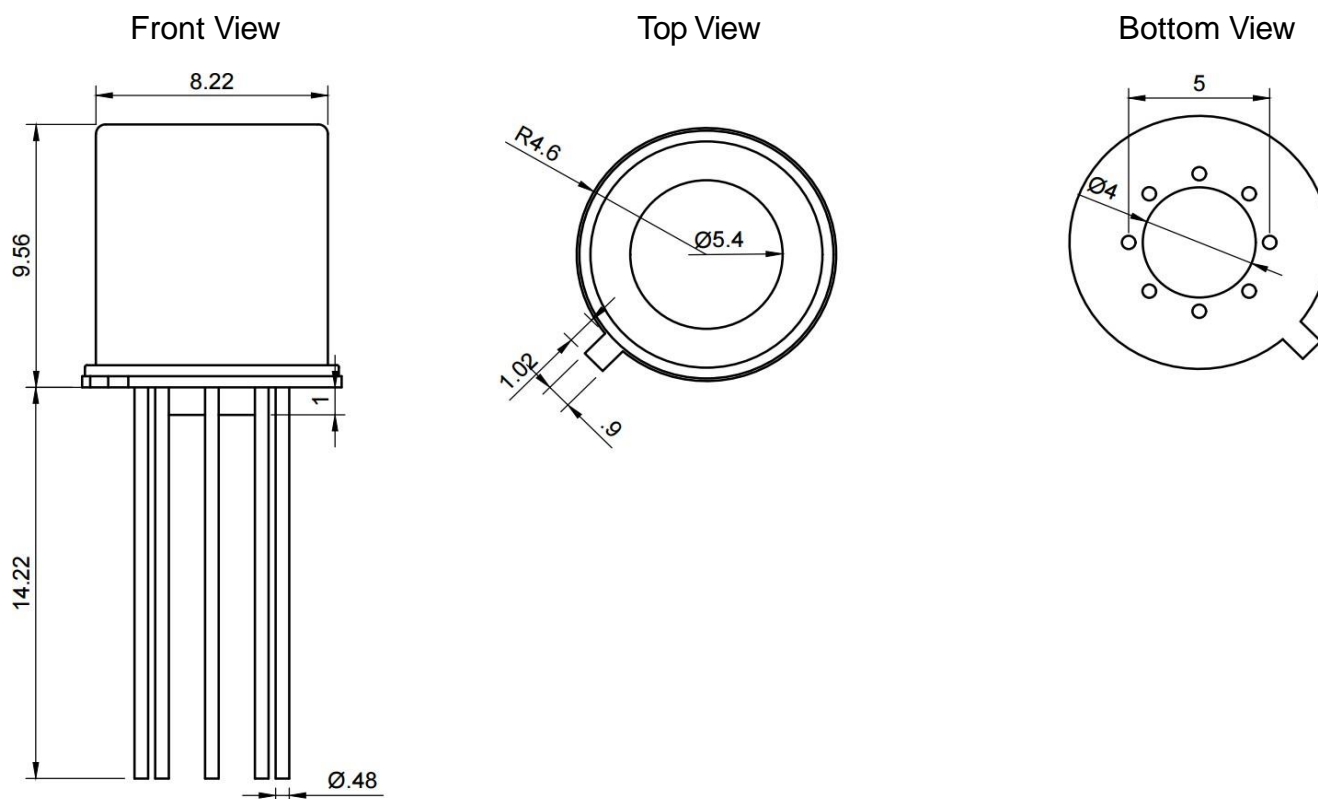
Mid Infrared Detector 2 – 5 μm

(Lead Selenide, TEC Cooler, Build-in Chopper)



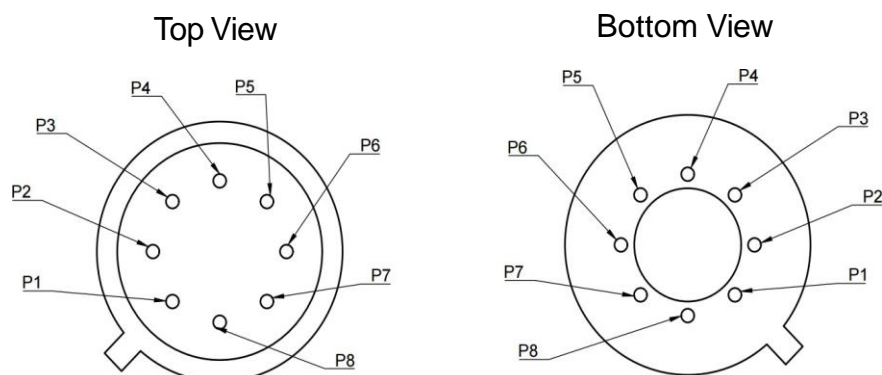
DATASHEET

Mechanical Dimensions (mm)



*Product dimensions may change without notice. This is sometimes required for non-standard specifications.

Contacts Assignment



PIN NUMBER	ASSIGNMENT
P1	TEC (+)
P2	TEC (-)
P3	Thermistor
P4	Thermistor
P5	MEMS Chopper
P6	MEMS Chopper
P7	PbSe
P8	PbSe

Mid Infrared Detector 2 – 5 μm

(Lead Selenide, TEC Cooler, Build-in Chopper)



DATASHEET

Ordering Information

	5	<input type="checkbox"/>	<input type="checkbox"/>	1	<input type="checkbox"/>	<input type="checkbox"/>	<input type="checkbox"/> <input type="checkbox"/>
Prefix	Material Type	TEC Type	Integrated Chopper	Element Size	Window	AR Coated	Driver
CP0D-	PbSe =5	1 stage 0°C = 1 2 stage -20°C = 2 3 stage -40°C = 3	None =1 Yes =2	1x1mm = 1	Quartz = 1 Spectral Filter = S Sapphire = 2	No = 0 Yes = 1	No = 00 Yes = 11

Application Notes