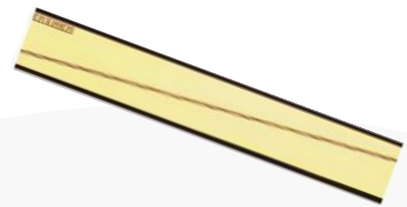


High Power SOA Chip



Part Number: CHP-313L

High Power SOA Chip
Single-Mode SOA Fabry-Perot
Wavelength at 1595nm, L-Band



Features

- High Output Power
- High Dynamic Range
- High Efficiency
- Standard SOA Bare Die
- Cost Effective

Application

- OTDR
- LiDAR
- Free Space Communications
- Network Test Equipment



SemiNex delivers the highest available power at infrared wavelengths between 12xx and 19xx nm. When necessary, we will further optimize the design of our InP & GaSb laser chips to meet our customers' specific optical and electrical performance needs. Diodes, bars and packages are tested to meet customer and market performance demands. Typical results and packaging options are shown. Contact SemiNex for additional details or to discuss your specific requirements.

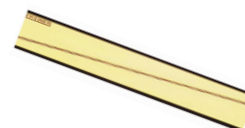
SemiNex Corporation • 153 Andover Street, Suite 201, Danvers, MA 01923 • 978-326-7700 • sales@seminex.com

High Power SOA Chip



Specification

CHP-313L



Optical	Symbol	Typ.	Units
Center Wavelength	λ_c	1595	nm
Output Power @ 1A*	P_{out}	0.39	Watts ($\pm 10\%$)
Aperture Width	AW	4	μm
Aperture Height	AH	1	μm
Gain @ Pin = 10 μ W	G	33	dB
Beam Exit Angle	θ_{EXT}	19.5	Degree
Noise Figure	NF	7	dB
Polarization Extinction Ratio	PER	18	dB
Fast Axis Div.	θ_{\perp}	30	Deg FWHM
Slow Axis Div.	θ_{\parallel}	20	Deg FWHM
Front Facet Reflectivity		<0.1%	
Rear Face Reflectivity		<0.1%	
Waveguide		Tilted Straight	
Electrical	Symbol		Units
Operating Current	I_{op}	1	A
Operating Voltage	V_{op}	2	V
Mechanical		Range	Units
Chip Length		2500	μm
Chip Width		500	μm
Operating Temp.**		-20 to 75	$^{\circ}C$
Storage Temp.		-40 to 85	$^{\circ}C$

*Optical Power for 1595nm COC-313L with SOA drive current @ 1A and estimated Pin @ 21mW

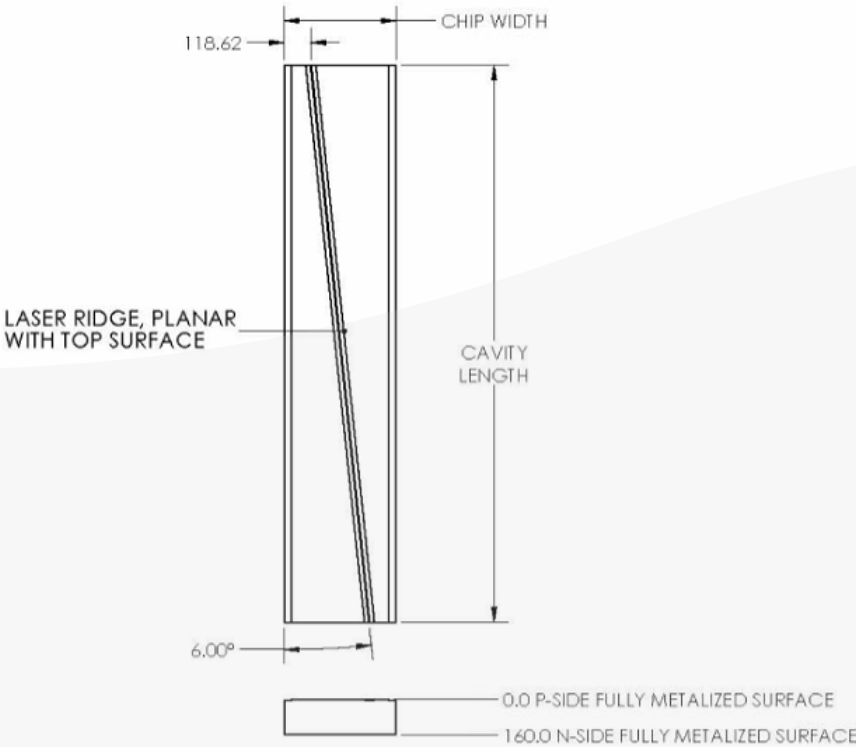
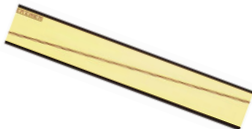
* Optical output power depends on the seed laser power, coupling efficiency, and thermal management.

*Specified values are rated at a constant heat sink temperature of 20 $^{\circ}C$.

**High temperature operation will reduce performance and MTTF.

Unless otherwise indicated all values are nominal.

High Power SOA Chip



CHIP ATTRIBUTES	
WAVELENGTH	1595nm ± 20 nm
APERTURE WIDTH	4 μ m $\pm 1\mu$ m
CHIP WIDTH	0.500mm $\pm 10\mu$ m
THICKNESS	160 μ m $\pm 10\mu$ m
CAVITY LENGTH	2.5mm $\pm 10\mu$ m

P-METAL		
MATERIAL	THICKNESS (nm)	TOLERANCE (nm)
Ti	50	± 10
Pt	125	± 25
Au	250	± 50

N-METAL		
MATERIAL	THICKNESS (nm)	TOLERANCE (nm)
Ti	30	± 10
Pt	125	± 25
Au	400	± 40

All statements, technical information and recommendations related to the product herein are based upon information believed to be reliable or accurate. The accuracy or completeness herein is not guaranteed, and no responsibility is assumed for any inaccuracies. The user assumes all risks and liability whatsoever in connection with the use of a product or its application. SemiNex Corporation reserves the right to change at any time without notice the design, specification, deduction, fit or form of its described herein, including withdrawal at any time of a product offered for sale herein. Users are encouraged to visit www.seminex.com for the latest data. SemiNex Corporation makes no representations that the products herein are free from any intellectual property claims of others. Please contact SemiNex for more information. 2024 SemiNex Corporation



*Graphs and Data were collected from mounted parts