

SOA 14-Pin Butterfly Fiber Module




Part Number: 14BF-291

14-Pin SOA Butterfly Fiber Coupled Module
Single-Mode SOA
Covering C band 1550nm

Features

- High Output Power
- High Efficiency
- Polarization Maintenance Fiber
- Isolator Included before Output Fiber



Application

- LiDAR
- Free Space Communications
- Optical Fiber Communications
- Network Test Equipment




SemiNex delivers the highest available power at infrared wavelengths between 12xx and 19xx nm. When necessary, we will further optimize the design of our InP & GaSb laser chips to meet our customers' specific optical and electrical performance needs. Diodes, bars and packages are tested to meet customer and market performance demands. Typical results and packaging options are shown. Contact SemiNex for additional details or to discuss your specific requirements.

SOA 14-Pin Butterfly Fiber Module



Specification

14BF-291



Optical	Symbol	Typ.	Units
Center Wavelength	λ_c	1550	nm
Output Power @ 0.5A, Pin=5dBm	P_{out}	17	dBm
PDL	PDL	0.02	dB
Return Loss (In)	RL	38	dB
Return Loss (out)	RL	50	dB
3dB Bandwidth	BW	80	nm
Small Signal Gain @ 0.5A	G	15	dB
Noise Figure	NF	5	dB
Electrical	Symbol		Units
Operating Current	I_{op}	0.5	A
Operating Voltage	V_{op}	2	V
Optical Fiber	Symbol		Units
Fiber Core		8	μm
Fiber Package			
Connector Type		FC / APC	
Fiber Length		1	m
Pinout Type		Type 1	
Thermistor & TEC			
Thermistor Constant	β	3930	β
Thermistor Resistance	R	10	K ohm
Voltage (TEC) – Typ, Max	V_{TEC}	2.0, 8.2	V
Current (TEC) – Typ, Max	I_{TEC}	0.5, 2.6	A
		Range	
Operating Temp.**		-20 to 75	°C
Storage Temp.		-40 to 85	°C

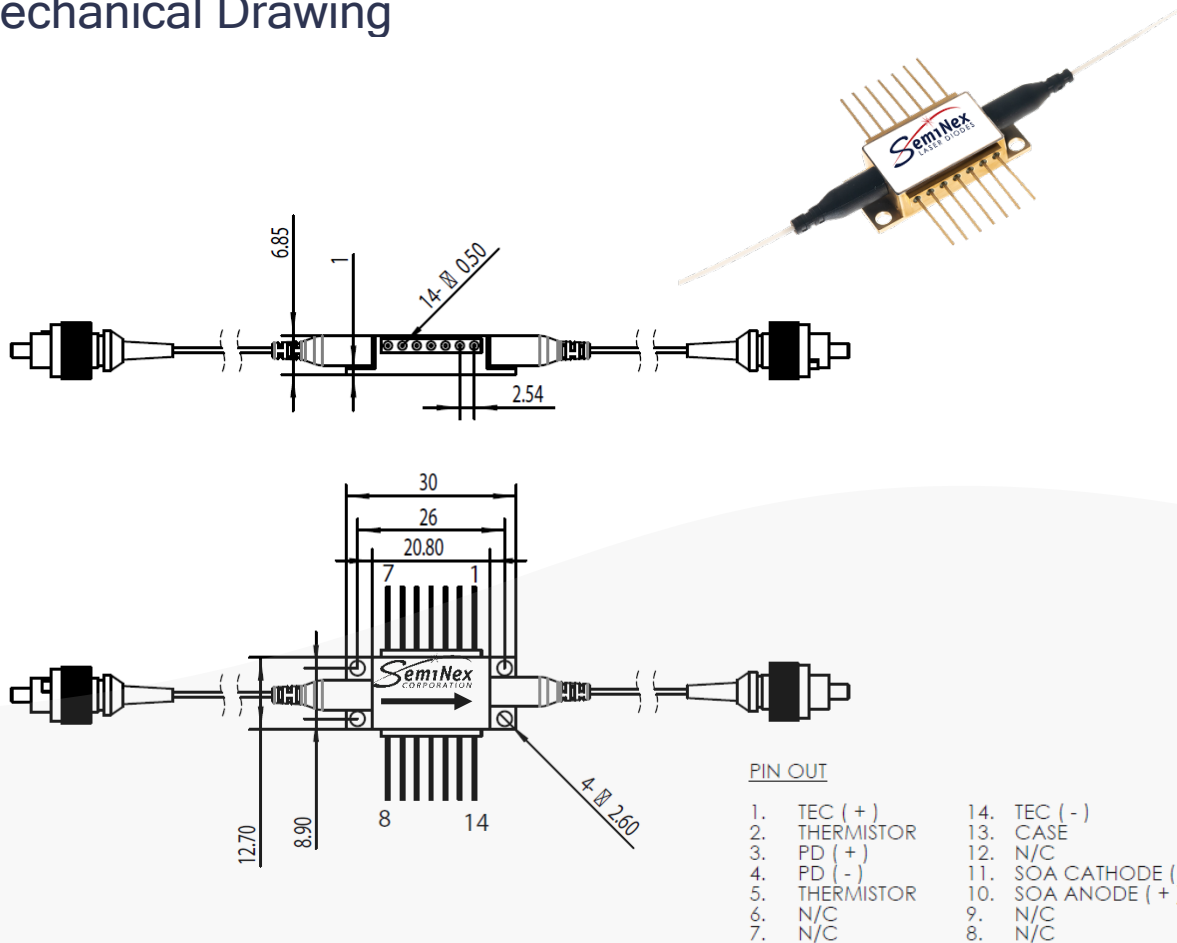
*Specified values are rated at a constant heat sink temperature of 20°C.

**High temperature operation will reduce performance and MTTF.
Unless otherwise indicated all values are nominal.

SOA 14-Pin Butterfly Fiber Module



Mechanical Drawing



All statements, technical information and recommendations related to the product herein are based upon information believed to be reliable or accurate. The accuracy or completeness herein is not guaranteed, and no responsibility is assumed for any inaccuracies. The user assumes all risks and liability whatsoever in connection with the use of a product or its application. SemiNex Corporation reserves the right to change at any time without notice the design, specification, deduction, fit or form of its described herein, including withdrawal at any time of a product offered for sale herein. Users are encouraged to visit www.seminex.com for the latest data. SemiNex Corporation makes no representations that the products herein are free from any intellectual property claims of others. Please contact SemiNex for more information. 2024 SemiNex Corporation

